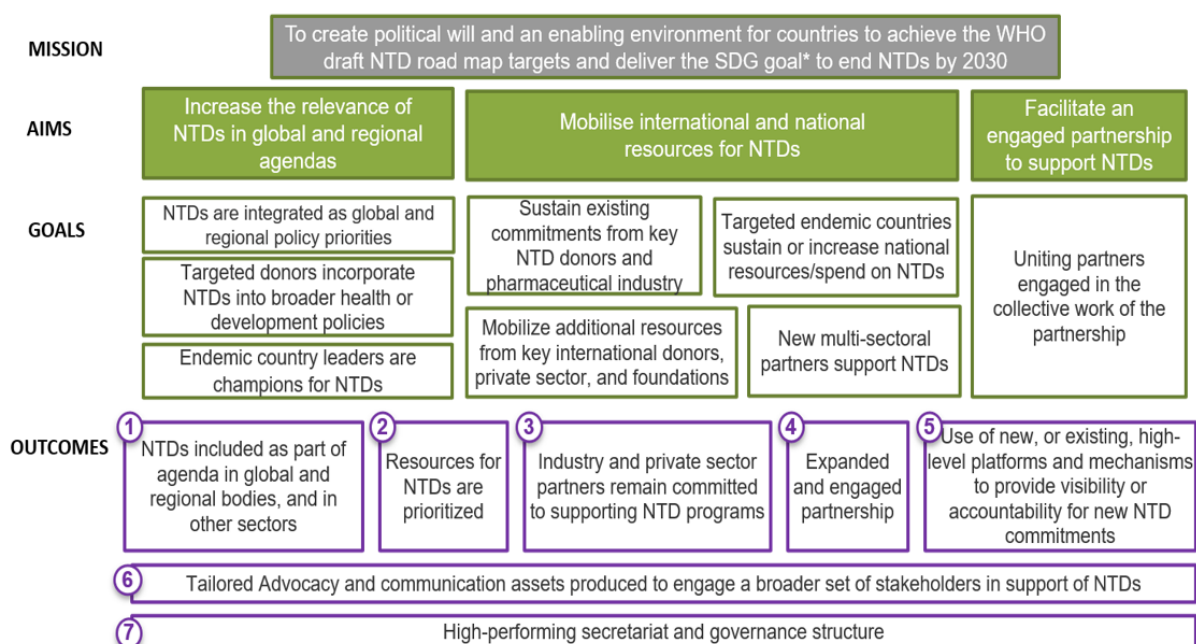


Annual Partners Survey: year 1 report

Introduction

In 2020, Uniting to Combat NTDs consulted extensively with its partner network to produce a new strategy (2021-2030) and an operational to (2021-2025). The Results Framework diagram below includes the aims, goals and outcomes of the strategy and operational plan. Indicators and associated targets to assess progress were developed for the goals and outcomes. Several of these indicators required data from Uniting partners on an annual basis to measure progress.



The graphic above is a framework visualization of Uniting’s strategy, which includes, Mission, Aims, Goals, and Outcomes

At the end of 2021, the Uniting Secretariat invited partners to complete the second partners annual survey, covering the first year of the Uniting strategy. The survey was open to partners between 29 November and 15 December 2021. The collected data will be used as follows:

- Survey quantitative responses: to measure progress against baselines targets for several indicators in the strategy, and the targets will be year on year improvement
- Survey free text feedback: to inform the Secretariat’s operations

What follows is a report of the partners’ survey which is structured as follows:

- [Table showing progress against year 1 relevant targets](#)
- [Survey quantitative responses](#): the analysis of responses.
- [Survey respondents](#): information on the total respondents and their characteristics.

Table showing progress against year 1 relevant targets

This table displays the Goals and Outcome indicators and accompanying targets that are measured with data collected from the partners survey. Baseline survey data informed the year 1 targets and results from the year 1 survey are used to measure progress against the targets.

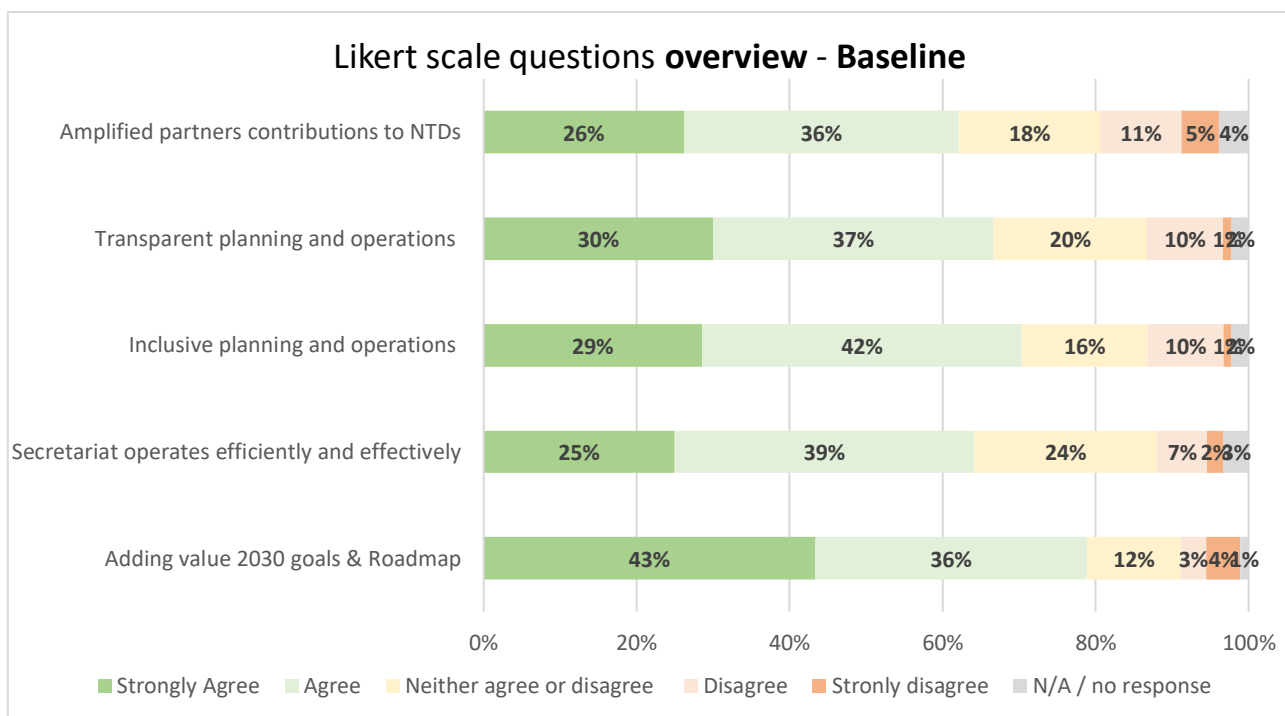
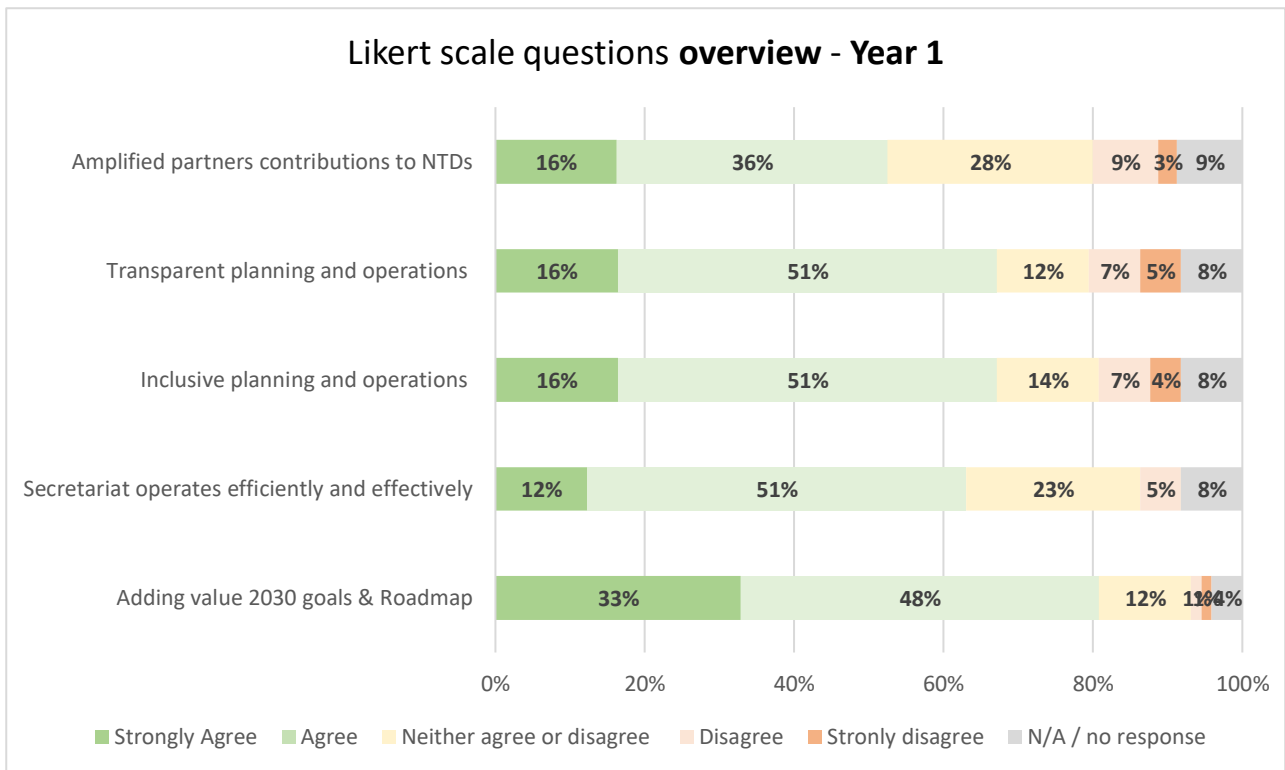
	Indicators with associated <i>partner survey questions</i>	Baseline survey results	Target Year 1	Year 1 survey results	Year 1 target met	Year 2 target
G8.1	Uniting is perceived to be adding value to achieving the 2030 goals of the NTD road map and SDG 3 <i>Survey: agreement with the statement “Uniting is adding value to achieving the 2030 goals of the NTD road map and SDG 3.” (Likert scale¹ used here and for all statements below)</i>	- baseline survey: 79% agreed (agree and strongly agree)	79% or above	- end of Yr1 survey: 81% agreed (agree and strongly agree)	Met	80% or above
O3.1	No. of private sector partners providing positive feedback on how their contributions are being amplified to the public and other partners <i>Survey: agreement with the statement “The Uniting partnership has amplified my organisation’s contribution to NTDs”</i>	- baseline survey: 80% agreed (5 private sector partners responded)	[Not set as small number respondents]	- end of Yr1 survey: 59% agreed (17 private sector partners responded. This significant increase is likely as increased promotion with this group)	N/A	Increasing number of private sector respondents to survey
O4.2	No. of members from the partner network who speak, or communicate, on behalf of the partnership <i>Survey: “Please list key examples of when your organisation has spoken or written about NTDs as part of the Uniting partnership in 2021”</i>	- baseline survey: 37% said yes (the % is the number of respondents that provided a relevant list)	37% or above	- end of Yr 1 survey: 15% said yes	Unmet	≥ 15%
O4.5	transparent and inclusive planning and operations by Secretariat	-baseline survey: Transparent 65% (agree and strongly agree)	Transparent 67% or above	- end of Yr1 survey: Transparent 67% (agree and strongly agree)	Transparent – Met	Transparent ≥ 65% or above

¹ Likert scale options: strongly agree, agree, neither, disagree, strongly disagree

	Indicators with associated <i>partner survey questions</i>	Baseline survey results	Target Year 1	Year 1 survey results	Year 1 target met	Year 2 target
	<i>Survey: agreement with the statement “The Uniting Secretariat undertakes planning and operations activities that are: a) transparent</i>					
O4.5	transparent and inclusive planning and operations by Secretariat <i>Survey: agreement with the statement “The Uniting Secretariat undertakes planning and operations activities that are: b) inclusive”</i>	-baseline survey: Inclusive 70% agree (agree and strongly agree)	Inclusive 70% or above	- end of Yr1 survey: Inclusive 67% (agree and strongly agree)	Inclusive – unmet	Inclusive ≥ 70% or above
O6.4a	No. of allied partners proactively sharing content on their comm platforms <i>Survey: agreement with the statement a) Sharing “Our organisation has shared <u>our own</u> NTD comms content with partners (e.g. for the creation of assets)”</i>	- baseline survey: sharing: total sharing 70	70% or above share	- end of Yr1 survey: sharing: total sharing 78	Share – met	Sharing: 78% or above share
O6.4b	No. of allied partners proactively sharing and amplifying content on their comm platforms <i>Survey: agreement with the statement b) Amplifying “Our organisation has amplified NTD messaging / content (e.g. through social media)”</i>	New to year 1		- end of Yr1 survey: amplifying: 85% said they do amplify	N/A	Amplifying other partners messaging: 85% or above share
O6.5	No. of partners leveraging the co-created assets across their communications <i>Survey: agreement with the statement “Our organisation has amplified NTD messaging / content the partnership has co-created”</i>	- baseline survey: 62% at least sometimes	62% or above at least sometimes	- end of Yr1 survey: 81% said they do amplify co-created content	Met	Amplifying content co-created by partnership: 81% or above share
O7.6	Positive feedback on Secretariat in an annual partnership survey <i>Survey: agreement with the statement “The Secretariat operates efficiently and effectively”</i>	- baseline survey: 64% agreed (agree or strongly agreed)	64% or above	- end Yr1 survey: 63% agreed (agree or strongly agreed)	Unmet – 1% below target	≥ 64%

Survey quantitative and qualitative responses

Overview: Response overview for Likert scale questions



Response to individual questions

The analysis of the responses to individual questions is provided in the rest of this section. This includes a summary of the majority of the free text responses.

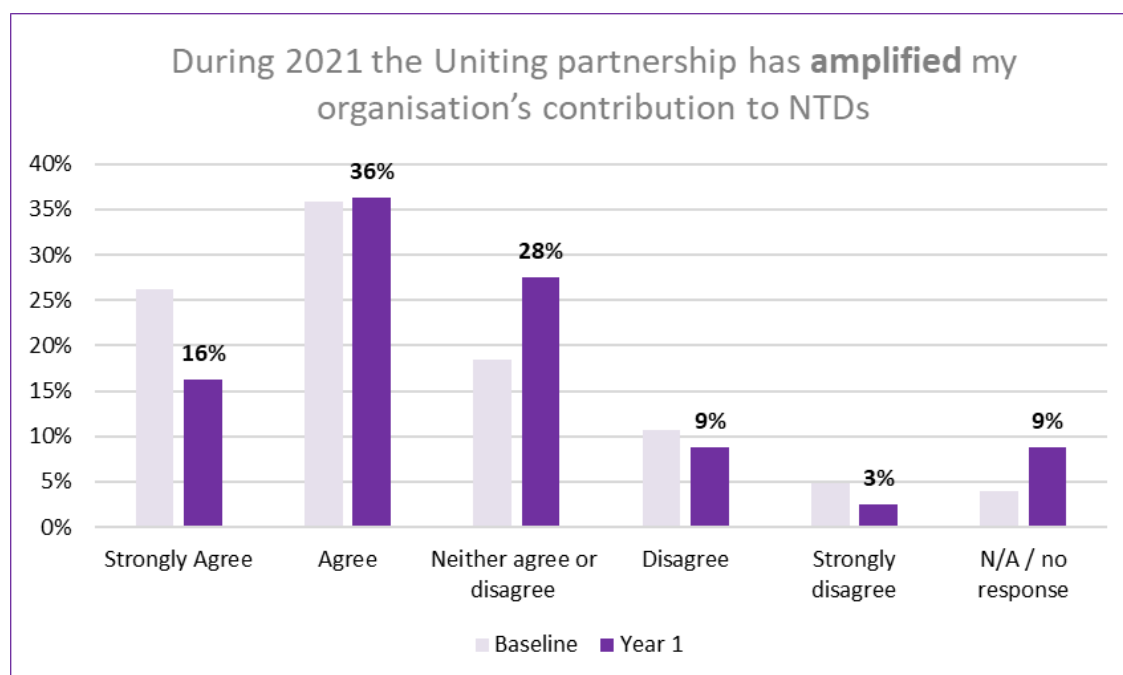
Q13. In the past 1 - 2 years*, the Uniting partnership has amplified my organisation's contribution to NTDs

Summary

Overall, respondents provided positive feedback on this question with **53%** of all respondents and **59%** private sector respondents either strongly agreeing or agreeing to the statement: Uniting partnership has amplified my organisation's contribution to NTDs

In the free text responses, examples (from non-private sector respondents) of amplifying contributions included high-level engagement work in Nigeria, ALMA, NTD Innovation Prize promotion/amplification, malaria and NTDs among others. Constructive feedback included requests for amplification of work in USA and Papua New Guinea and more clarity around the partnership.

80 people responded to this question.



This question also relates to Outcome 3, indicator 1 (No. of private sector partners providing positive feedback on how their contributions are being amplified to the public and other partners). 17 private sector partners responded to this question: 4 'Pharmaceutical company' and 13 'Other private sector'. 59% of the private sector partners either strongly agreed (2) or agreed (8)

Q9. The Uniting Secretariat undertakes planning and operations activities that are transparent and Inclusive?

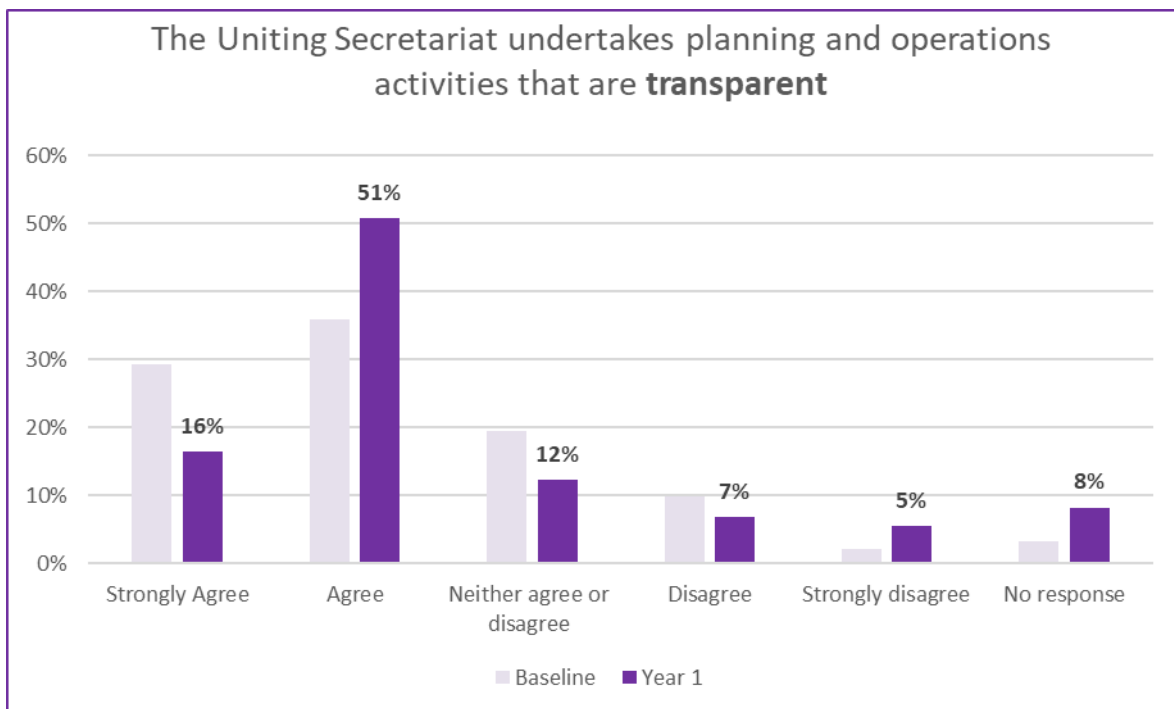
Summary

Overall, respondents provided positive feedback on this question with **67%** of all respondents strongly agreeing or agreeing that the Uniting Secretariat undertakes planning and operations activities that are transparent and **67%** strongly agreeing or agreeing that the Secretariat undertakes planning and operations activities that are inclusive.

In the free text responses, several respondents commented that the Uniting Secretariat demonstrated inclusiveness and transparency during the Kigali Declaration development process and also during planning for the Kigali Summit. Work for G7G20 preparations and around the cuts in financial aid were also cited.

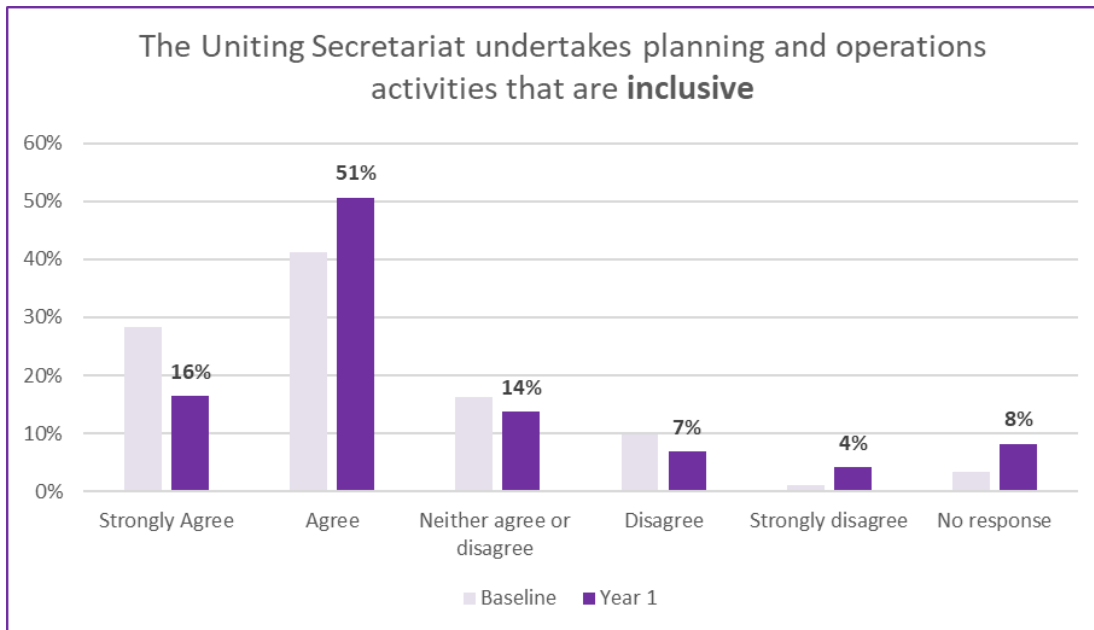
Transparent

73 people responded to this question.



Inclusive

73 people responded to this question



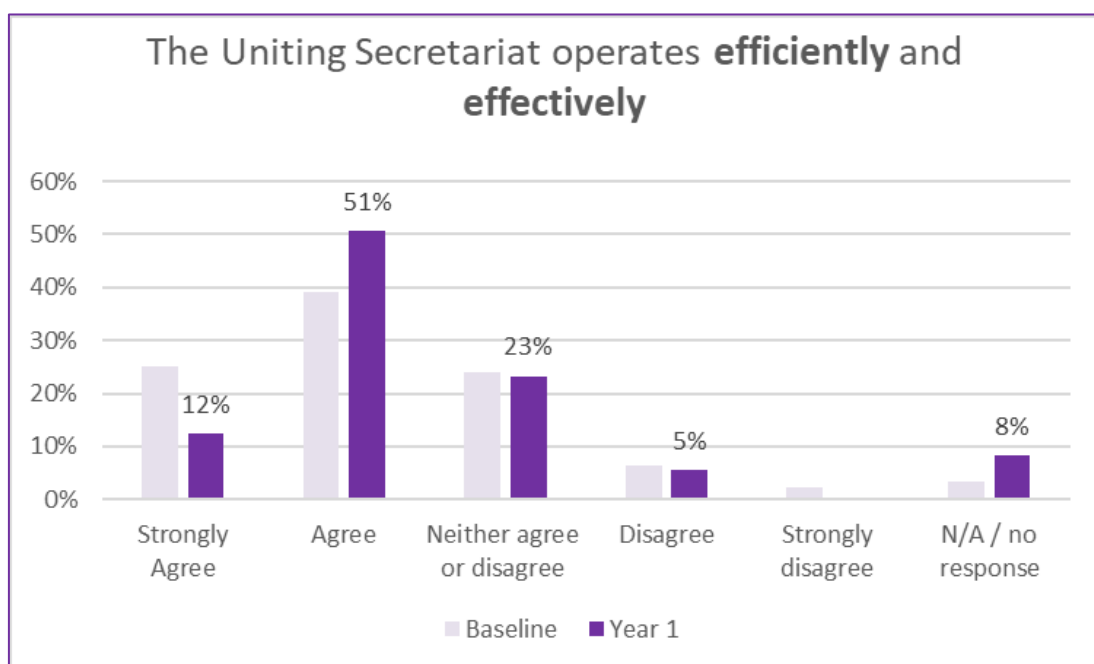
Q11. The United Secretariat operates efficiently and effectively

Summary

Overall, respondents provided positive feedback for this question with **63%** of all respondents strongly agreeing or agreeing that the United Secretariat operates efficiently and effectively.

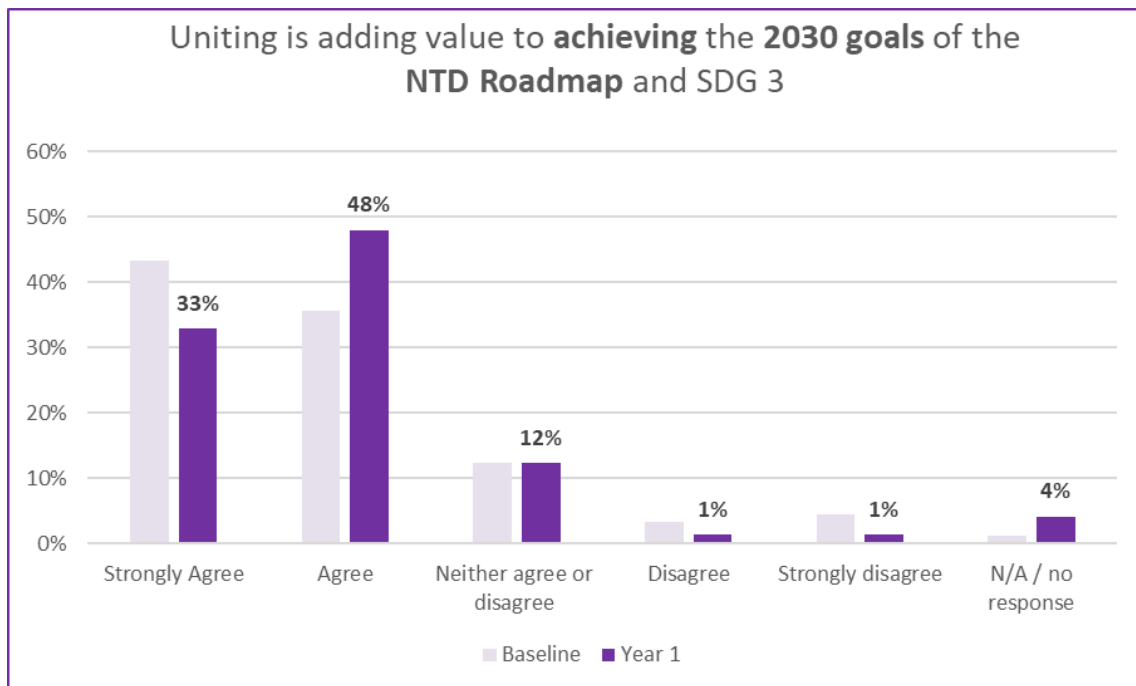
Some respondents left free text comments providing positive feedback with themes ranging from regular flows of information and good planning processes e.g., Kigali Declaration development and G7/G20 planning processes.

73 people responded to this question.



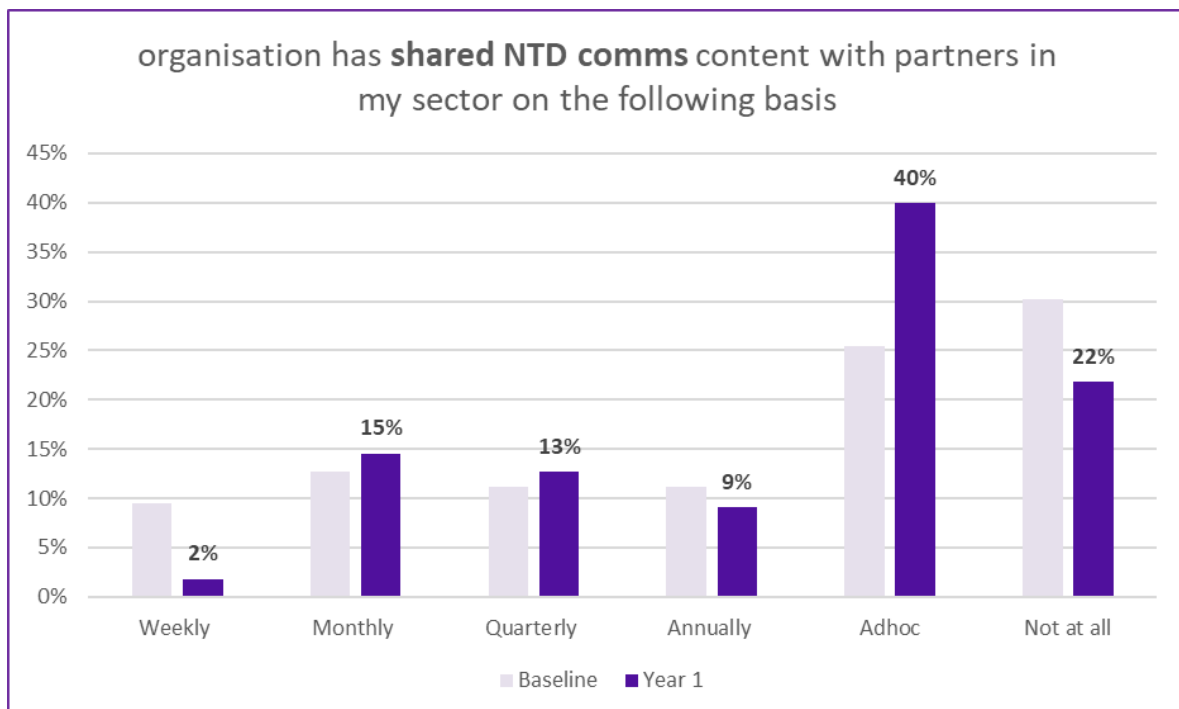
Q13. Uniting is adding value to achieving the 2030 goals of the NTD road map and SDG 3.

73 people responded to this question.



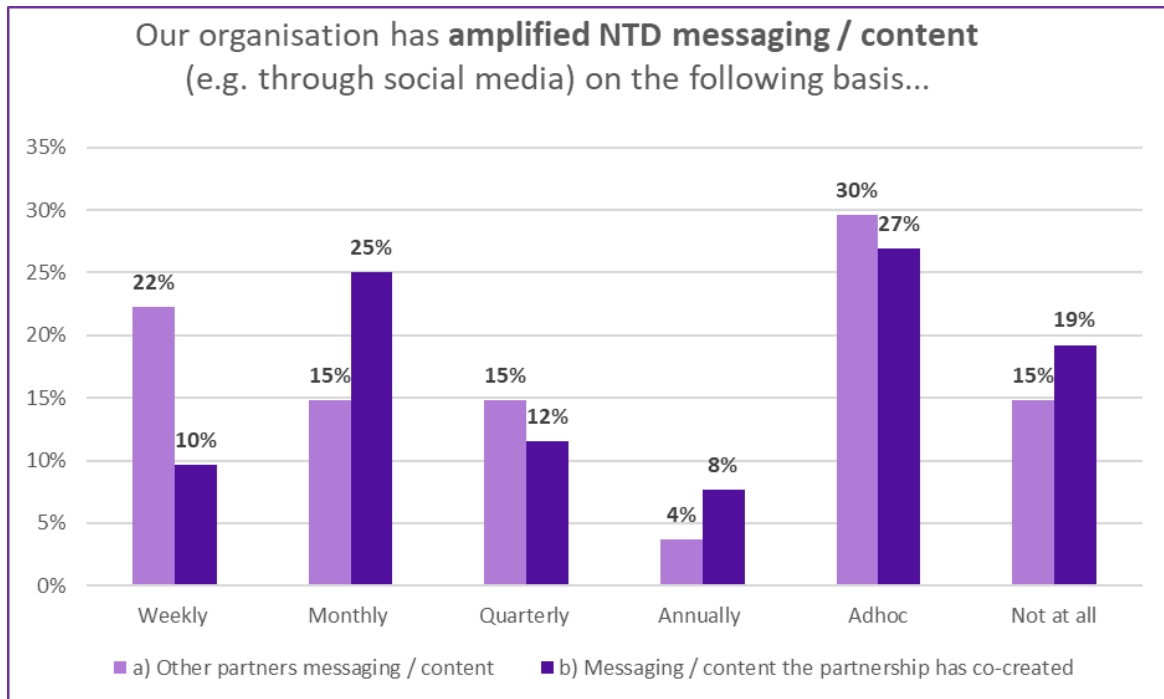
Q17. Our organisation has shared NTD comms content with partners in my sector on the following basis

55 people responded to this question



Q18. Our organisation has amplified NTD messaging / content (e.g., through social media) on the following basis...

54 people responded to a) other partners messaging/content², and 52 responded to b) messaging/content co-created³.



² This is a newly added indicator in 2022 and there is no baseline data

³ Data on co-created messaging/content was collected in the baseline survey but a different scale was used and so it is not included in this chart.

Background

Data was gathered from a survey sent via a mailer to 898 stakeholders. The survey was live from 29 November until 15 December 2021.

82 respondents started the survey (9% of the people who it was sent to)

52 people completed the partners survey in full⁴ (63% of the people that started the survey)

Survey respondents

Geographic spread

82 people responded to this question.

Respondents came from **23** countries. The largest proportion of respondents were based in USA (**22, 27%**), United Kingdom of Great Britain and Northern Ireland (**15, 18%**), Nigeria (**8, 10%**) followed by Switzerland (**5, 6%**), with 3 or less people responding from the remaining 19 countries.

Type of organisation

82 people responded to this question.

A little under half (48%) of participants represented the NGO sector, followed by other private sector which made up **13 (16%)** of participants. National government **9 (11%)**, academia and research **8 (10%)** and donor organisation **5 (6%)** were the third, fourth and fifth most represented type of organisation. Multilateral organisations and pharmaceutical companies made up the remaining organisations (both **4, 5%**).

Type of organisation	Baseline survey (March 2021) (n56)	End of Yr 1 survey (Nov/Dec 2021) (n82)
Non-governmental organisation	43% (24)	48% (39)
Other private sector	4 (7)	16% (13)
National government	11% (6) (Government organisation)	11% (9)
Academia/Research	23% (13)	10% (8)
Donor organisation	Not in baseline survey	6% (5)
Multi-lateral organisation	2% (1)	5% (4)
Pharmaceutical company	2% (1)	5% (4)
Other (please specify)	13% (7)	Not in year 1 survey

⁴ Completed up to question 22.

Comparison to baseline – overall

	Baseline survey (March 2021)	End of Yr 1 survey (Nov/Dec 2021)
Number completed survey	62 (60%)	63% (52)
Number started survey	103	82
As a proportion of the number of people sent the link by email (survey also available on website)	3% (103/3,631)	9% (82/898)
Main type of organisation	NGOs 43% (24) Academia/Research 23% (13)	NGOs 48% (39) National government 11%, (9) Academia/Research 10%, (8)

NTD focused organisations

82 people responded to this question.

	Baseline survey (March 2021) (n56)	End of Yr 1 survey (Nov/Dec 2021) (n82)
Primarily NTD focused	71% (40)	48% (39)
Health focused including NTDs'	Not in year baseline	38% (31)
other	29% (16) (however, a few (3) of these respondents do appear to work in 'Primarily NTD focused' NTD related orgs)	15% (12)⁵

Type of affiliation to Uniting

Respondents could select multiple responses for this question

Type of affiliation	Baseline survey (March 2021)	End of Yr 1 survey (Nov/Dec 2021)
Member of the Comms Coordination Group (CCG)	14	24
Member of the Uniting Board and/or the Consultative Forum	8	13
World Health Organisation	10	2
Donor to NTDs	6	10
Youth	Not in year baseline	11
NTD national level advocacy coalition ⁶	20 respondents interpreted 'coalition' in the general sense	16

⁵ Including: WASH, research focused (2), health finance, community based, media

⁶ Note: 6 responses were from national coalitions: Canadian Network for NTDs (2), JAGntd (1), Swiss Alliance against NTDs (SANTD) (1), US NTD Roundtable (1), German network (1) and national coalition not specified (1). Other responses included NTD programme related (4) and 5 others.

Baseline partners survey

82 people responded to this question.

Do you recall responding to the baseline survey in March 2021?	Number of Respondents (n 82)
Yes	22 (27%)
No	26 (32%)
Don't remember	34 (41%)

Partner status

82 people responded to this question.

Partner status	Number of Respondents (n 82)
Is an existing partner of the Uniting to Combat Neglected Tropical Diseases partnership	58 (71%)
Just holds a general interest in Neglected Tropical Diseases	16 (20%)
Wishes to become a partner of the Uniting to Combat Neglected Tropical Diseases partnership*	8 (10%)

*Of these 8, only 3 left contact details, 2 of which were duplicate emails indicating that this individual completed the survey twice

Contacts and newsletter sign up

18 people left the name of their organisation (optional)

18 people left the name and email addresses (optional), an additional 2 gave their email address (but no name) so that they can be followed up at a later date, of which 11 people gave permission to be added to the Uniting newsletter email distribution list.